

外部委託業者の募集

References: IO/23/OT/10025818/FMR

“Construction of B73.5 Shelter ”

(B73.5 シェルターの建設)

IO 締め切り 2023 年 4 月 24 日(月)

○はじめに

本事前情報通知 (PIN) は、作業契約の入札授与および実行につながる公開入札調達プロセスの最初のステップです。

○背景

ITER は平和利用の核融合発電の科学的小および技術的な実現可能性の実証を目的とした、国際共同研究開発プロジェクトです。ITER 機構の 7 つのメンバーは、;欧州連合 (EURATOM が代表)、日本、中華人民共和国、インド、大韓民国、ロシア連邦、および米国です。

ITER の敷地はフランス南東部のブーシュデュローヌ地区にあり、ITER 本社 (HQ) もあるフランス CEA サン・ポール・レ・デュランス に近いところに位置しています。詳細については、ITER のウェブサイト <http://www.iter.org> を参照して下さい。

複数の ITER 機器が既に ITER サイトに搬入されています。HEL(並外れた高負荷)と呼ばれる機器については、損傷や損害リスクに対処できるように主な環境状態に耐えられるようにオンサイトにじかに保管する必要があります。これらの補完要件に対応するために、ITER サイトにシェルターを建設するための適正な契約者との契約締結が導入されました。本シェルターの目的は巨大な機器を建屋内に保管することです。

○作業範囲

この契約の範囲は、ITER内の既存のB73. 1という既存の保管建屋の北東側に建設されるB73.5というシェルターの設計、供給、および建設です。シェルターは、少なくとも5年間使用できるように設計する必要があります。

契約者は、以下の最小限の要件を満たすシェルターを設置する必要があります：

- 1 主要な気象リスクに対してITER機器を保管するための天候密閉屋根と側面。
- 2 フランスおよびヨーロッパで適用される関連する安全衛生規制に準拠。
- 3 建物は5年間使用できるように設計され、現地の気象条件（例：雪や風）に耐え、ユーロコード 0、1、3、および8に従う必要があります。
- 4 シェルターは、B73.1の北ファサードに接続される必要があります

契約者は、シェルターが短期間で建設される必要があることを考慮する必要があります。倉庫の寸法は、幅 14m、長さ45m、高さ7m、表面積630m² （使用可能な表面）です。

倉庫は自由区間、すなわち、建屋内に中間の柱を含まない構造とします。建屋の主構造は耐火クラスA1の不燃性で、亜鉛メッキされたものとします。

サービスの全範囲については、添付の技術仕様書8NJ3BQ v1.0を参照してください。

○調達プロセスと目的

目的は、競争入札プロセスを通じて供給契約を落札することです。

この入札のために選択された調達手続きは公開入札手続きと呼ばれます。

オープン入札手順は、次の 4 つの主要なステップで構成されています。

➤ ステップ 1-事前情報通知 (PIN)

事前情報通知は公開入札プロセスの第一段階です。IO は、関心のある候補企業に対し、以下の概略日程に示された期日までに担当調達担当官に添付の関心表明フォームの情報を提出し、競争プロセスへの関心を示すよう正式に要請します。

特に注意:

関心のある候補企業は、IO Ariba の電子調達ツール 「IPROC」 に登録してください（まだ登録していない場合）。手順については、<https://www.iter.org/fr/proc/overview> を参照してください。

Ariba (IPROC) に登録する際には、お取引先様に最低 1 名の担当者の登録をお願いします。この連絡担当者は、提案依頼書の発行通知を受け取り、必要と思われる場合は入札書類を同僚に転送することができます。

➤ ステップ 2-入札への招待

関心のある候補企業の完全登録後、提案依頼書 (RFP) を 「IPROC」 に掲載します。この段階では、担当の調達担当者に関心を示し、かつ IPROC に登録している関心のある候補企業は、RFP が公表された旨の通知を受けることができます。その後、RFP に詳述されている入札説明書に従って提案書を作成し、提出します。

このツールに登録されている企業のみが入札に招待されます。

➤ ステップ 3-入札評価プロセス

入札者の提案は、IO の公平な評価委員会によって評価されます。入札者は、技術的範囲に沿って、かつ、RFP に記載された特定の基準に従って作業を実施するために、技術的遵守を証明する詳細を提供しなければなりません。

➤ ステップ 4-落札

認定は、公開されている RFP に記載されている、コストに見合った最適な価格または技術

的に準拠した最低価格に基づいて行われます。

○概略日程

概略日程は以下の通りです：

マイルストーン	暫定日程
事前指示書（PIN）の発行	2023 年 4 月 14 日
関心表明フォームの提出	2023 年 4 月 24 日
IPROC での入札への招待（ITT）の発行	2023 年 4 月 25 日
サイト訪問	2023 年 5 月 10 日（朝）-別途 確認
入札提出	2023 年 6 月 13 日
契約授与	2023 年 7 月
契約調印	2023 年 7 月/8 月

○契約期間と実行

IOより契約は2023年の9月頃に授与されます。契約期間は作業期間84暦日と、それに続く欠陥通達期間の365日の予定です。

本調達の実契約条件には、FIDICの実契約のショートフォーム、1999年第1版（いわゆるグリーンブック）が適用されます。

○候補

参加は、個人またはグループ/コンソーシアムに参加するすべての法人に開放されます。法人とは、法的権利及び義務を有し、ITER 加盟国内に設立された個人、企業又は機構をいいます。ITER 加盟国は欧州連合(EURATOM メンバー)、日本、中華人民共和国、インド共和国、大韓民国、ロシア連邦、アメリカ合衆国です。

法人は、単独で、またはコンソーシアムパートナーとして、同じ契約の複数の申請または入札に参加することはできません。共同事業体は、恒久的な、法的に確立されたグループ又は特定の入札手続のために非公式に構成されたグループとすることができます。

コンソーシアムのすべての構成員(すなわち、リーダーと他のすべてのメンバー)は、ITER 機構に対して連帯して責任を負います。

コンソーシアムとして許可されるために、その点で含まれる法人はコンソーシアムの各メンバーをまとめる権限をもつリーダーをもたなければなりません。このリーダーはコンソーシアムの各目メンバーのために責任を負わなければなりません。

指名されたコンソーシアムのリーダーは、入札段階で、コンソーシアムのメンバーの構成を説明する予定です。その後、候補者の構成は、いかなる変更も ITER 機構に通知することなく変更してはなりません。かかる認可の証拠は、すべてのコンソーシアムメンバーの法的に授権された署名者が署名した委任状の形式で、しかるべき時期に IO に提出しなければなりません。

どのコンソーシアムメンバーも IPROC に登録する必要があります。

【※ 詳しくは添付の英語版技術仕様書「**Construction of B73.5 Shelter**」をご参照ください。】
ITER 公式ウェブ <http://www.iter.org/org/team/adm/proc/overview> からアクセスが可能です。

「核融合エネルギー研究開発部門」の HP : <http://www.fusion.qst.go.jp/ITER/index.html>
では ITER 機構からの各募集（IO 職員募集、IO 外部委託、IO エキスパート募集）を逐次更新しています。ぜひご確認ください。

イーター国際核融合エネルギー機構からの外部委託 に関心ある企業及び研究機関の募集について

＜ITER 機構から参加極へのレター＞

以下に、外部委託の概要と要求事項が示されています。参加極には、提案された業務に要求される能力を有し、入札すべきと考える企業及び研究機関の連絡先の情報を ITER 機構へ伝えることが求められています。このため、本研究・業務に関心を持たれる企業及び研究機関におかれましては、応募書類の提出要領にしたがって連絡先情報をご提出下さい。

PRIOR INDICATIVE NOTICE (PIN)
OPEN TENDER SUMMARY
IO/23/OT/10025818/FMR
For
Construction of B73.5 Shelter

Abstract

The purpose of this summary is to provide prior notification of the IO's intention to launch a competitive Open Tender process in the coming weeks. This summary provides some basic information about the ITER Organisation, the technical scope for this tender, and details of the tender process for the procurement of the B73.5 Shelter Construction.

1 Introduction

This Prior Indicative Notice (PIN) is the first step of an Open Tender Procurement Process leading to the award and execution of a Works Contract.

2 Background

The ITER project is an international research and development project jointly funded by its seven Members being, the European Union (represented by EURATOM), Japan, the People's Republic of China, India, the Republic of Korea, the Russian Federation and the USA. ITER is being constructed in Europe at St. Paul–Lez-Durance in southern France, which is also the location of the headquarters (HQ) of the ITER Organization (IO).

For a complete description of the ITER Project, covering both organizational and technical aspects of the Project, visit www.iter.org.

The ITER components have started to be delivered to the ITER Site. Some big components named HEL (Highly Exceptional Loads) need to be stored directly onsite protected against the main environmental condition to cope with risk of damage or loss. To address these storage demands, a contract is to be put in place with a qualified Contractor in order to construct a shelter on the ITER Site at short notice. The aim of this shelter is to house large components in storage.

3 Scope of Services

The scope of this contract is to design, supply and install a covered shelter named B73.5 to be constructed on the north east side of an existing storage building named B73.1 within the ITER. The shelter shall be designed to be usable for at least 5 years.

The Contractor shall install a shelter which shall meet the following minimum requirements:

- Weather tight roof and sides to protect the ITER components in storage against the main climatic risk;
- Compliant with the relevant safety and health regulations applicable in France and Europe;
- The building shall be designed for life of 5years and to withstand the local climatic conditions e.g. snow and wind; and, according to the Eurocodes 0, 1, 3 and 8;
- The shelter shall be adjoined to the B73.1 north façade.

The following size of shelter is expected to be constructed at the ITER Site:

Shelter	B73.5
Minimum usable height (m)	7m
Width usable (m)	14m
Length usable (m)	45 m long
Surface	630m ² – usable surface

The warehouses shall have free spans, i.e. without intermediate columns inside the building. The main structure of the building shall be incombustible, fire class A1 and galvanized.

For the full scope of services, please see attached Technical Specifications ref. 8NJ3BQ v1.0

4 Procurement Process & Objective

The objective is to award a Service Contract through a competitive bidding process.

The Procurement Procedure selected for this tender is called the **Open Tender** procedure.

The Open Tender procedure is comprised of the following four main steps:

➤ Step 1- Prior Information Notice (PIN)

The Prior Information Notice is the first stage of the Open Tender process. The IO formally invites interested Suppliers to indicate their interest in the competitive process by returning to the Procurement officer in charge the attached “Expression of Interest and PIN Acknowledgement” by the date indicated under the procurement timetable.

Special attention:

Interested tenderers are kindly requested to register in the IO Ariba e-procurement tool called “IPROC”. You can find all links to proceed along with instruction going to: <https://www.iter.org/fr/proc/overview>.

When registering in Ariba (IPROC), suppliers are kindly requested to nominate at least one contact person. This contact person will be receiving the notification of publication of the Request for Proposal and will then be able to forward the tender documents to colleagues if deemed necessary.

➤ Step 2 - Invitation to Tender

After 10 working days of the publication of the PIN, the Request for Proposals (RFP) will be published on our digital tool “Iproc”. This stage allows interested bidders who have indicated their interest to the Procurement Officer in charge AND who have registered in IPROC to receive the notification that the RFP is published. They will then prepare and submit their proposals in accordance with the tender instructions detailed in the RFP.

Only companies registered in this tool will be invited to the tender.

➤ Step 3 – Tender Evaluation Process

Tenderers proposals will be evaluated by an impartial evaluation committee of the IO. Tenderers must provide details demonstrating their technical compliance to perform the services in line with the technical scope and in accordance with the particular criteria listed in the RFP.

➤ Step 4 – Contract Award

A Supply contract will be awarded on the basis of best value for money according to the evaluation criteria and methodology described in the RFP.

5 Procurement Timetable

The tentative timetable is as follows:

Milestone	Date
Publication of the Prior Indicative Notice (PIN)	14 April 2023
Submission of expression of interest form	24/04/2023 (10 days after PIN publication)
Invitation to Tender (ITT) launched on iPROC	25 th April 2023
Site Visit placeholder	10 th May (Morning) – to be confirmed
Tender Submission	13 th June 2023
Contract Award	July 2023
Contract Signature	July/August 2023

6 Quality Assurance Requirements

The Contractor shall have an ITER approved Quality Assurance (QA) Program or an ISO 9001 accredited quality system.

7 Contract Duration and Execution

The ITER Organization shall award the Works Contract around September 2023. The contract duration shall be 84 calendar days for the works, followed by a Defect Notifications Period of 365 days.

The conditions of Contract that will apply to this procurement is the FIDIC Short Form of Contract, First Edition – 1st edition 1999 (called: Green Book).

8 Candidature

Participation is open to all legal entities participating either individually or in a grouping/consortium. A legal entity is an individual, company, or organization that has legal rights and obligations and is established within an ITER Member State, being, the European Union (represented by EURATOM), Japan, the People's Republic of China, India, the Republic of Korea, the Russian Federation and the USA.

Legal entities cannot participate individually or as a consortium partner in more than one application or tender of the same contract. A consortium may be a permanent, legally established grouping, or a grouping which has been constituted informally for a specific tender procedure. All members of a consortium (i.e. the leader and all other members) are jointly and severally liable to the ITER Organization.

In order for a consortium to be acceptable, the individual legal entities included therein shall have nominated a leader with authority to bind each member of the consortium, and this leader shall be authorised to incur liabilities and receive instructions for and on behalf of each member of the consortium.

It is expected that the designated consortium leader will explain the composition of the consortium members in its offer. Following this, the Candidate's composition must not be modified without notifying the ITER Organization of any changes. Evidence of any such authorisation shall be submitted to the IO in due course in the form of a power of attorney signed by legally authorised signatories of all the consortium members.

All consortium members shall be registered in IPROC.

9 Sub-contracting Rules

Subcontracting is limited to 30 % of the contract value and up to level 2.

All sub-contractors who will be taken on by the Contractor shall be declared with the tender submission in IPROC. Each sub-contractor will be required to complete and sign forms including technical and administrative information which shall be submitted to the IO by the tenderer as part of its tender.

All declared sub-contractors must be established within an ITER Member State in order to participate.

The IO reserves the right to approve (or disapprove) any sub-contractor which was not notified in the tender and request a copy of the sub-contracting agreement between the tenderer and its subcontractor(s). Rules on sub-contracting are indicated in the RFP itself.

ANNEX I

EXPRESSION OF INTEREST & PIN ACKNOWLEDGEMENT

To be returned by e-mail to: floriane.moynier@iter.org copy Mukamanaaline.Nsengiyumva@iter.org

Tender reference: **IO/23/OT/10025818/FMR**
Description: **Construction of B73.5 Shelter**
Procurement Officers: **Floriane Moynier**

- ☐ WE ACKNOWLEDGE HAVING READ THE PIN NOTICE FOR THE ABOVE MENTIONED TENDER
- ☐ WE INTEND TO SUBMIT A TENDER
- ☐ WE WILL NOT TENDER FOR THE FOLLOWING REASONS:

.....

Signature:

COMPANY STAMP

Name:

Position:

Tel:

E-mail.....

Date:



IDM UID

8NJ3BQ

VERSION CREATED ON / VERSION / STATUS

15 Mar 2023 / 1.0 / Approved

EXTERNAL REFERENCE / VERSION

Technical Specifications (In-Cash Procurement)

Technical Specifications - B73.5 shelter construction

This document is the Technical Specifications for the B73.5 shelter construction project

Table of Contents

1	PURPOSE.....	3
1.1	BACKGROUND.....	3
1.2	PURPOSE	3
2	SCOPE	3
3	TIME FOR COMPLETION.....	3
4	ACRONYMS AND DEFINITIONS.....	4
5	REFERENCE DOCUMENTS.....	4
6	WORK DESCRIPTION.....	6
6.1	LOCATION.....	6
6.2	INTRODUCTION	6
6.3	SIZE OF THE BUILDING	7
6.4	ROOF.....	7
6.5	CLOSURE OF THE SOUTH LONG SIDE.....	8
6.6	CLOSURE OF THE EAST AND WEST SIDES	8
6.7	SHELTER RAIN GUTTER	9
6.8	FOUNDATION AND ANCHORING	9
6.9	ELECTRICITY INSIDE THE BUILDING	11
6.10	LIGHTING.....	11
6.11	SECURITY CAMERA SYSTEM EXTENSION	11
6.12	FIRE PROTECTION	13
6.13	FIRE DETECTION SYSTEM	13
6.14	EXTERNAL PLUVIAL MANAGEMENT ON THE NORTH SIDE	13
7	SITE CONSTRAINS.....	14
7.1	SITE DATA.....	14
7.1.1	<i>Geotechnical data</i>	<i>14</i>
7.1.2	<i>Existing buried networks.....</i>	<i>14</i>
7.1.3	<i>Necessary information</i>	<i>14</i>
7.2	ELECTRICITY PROVISION	15
7.3	INTERFACES.....	15
7.4	INSTALLATION	16
8	GENERAL CONDITIONS AND REQUIREMENTS	16
8.1	APPLICABLE CODES AND STANDARDS	16
8.2	COORDINATION OF THE WORKS.....	16
8.3	SITE FACILITIES, CLEANING AND MAINTENANCE OF THE SITE.....	17
8.4	PROTECTION OF EXISTING FACILITIES	17
8.5	HEALTH AND SAFETY REQUIREMENTS.....	17

8.6	NUCLEAR SAFETY - ENVIRONMENTAL PROTECTION	18
8.7	ACCESS TO THE SITE.....	19
8.8	PERMIT TO WORK.....	19
8.9	LANGUAGE	19
8.10	QUALITY ASSURANCE.....	19
9	CONTRACTOR DELIVERABLES	20
9.1	LIST OF PLANNED DOCUMENT DELIVERABLES	20
9.2	DOCUMENT AND DATA EXCHANGE.....	20
9.3	DOCUMENT FORMAT	20
9.4	DOCUMENT REVIEW AND APPROVAL.....	20
9.5	PRELIMINARY LIST OF DELIVERABLES.....	20
9.5.1	<i>Pre-design stage</i>	20
9.5.2	<i>Preliminary design stage</i>	21
9.5.3	<i>Construction design and works</i>	21
9.5.4	<i>As-built file</i>	22
9.5.5	<i>Number and format</i>	22
10	TAKING-OVER	23

1 Purpose

1.1 Background

ITER is a joint international research and development project aiming to demonstrate the scientific and technological feasibility of fusion power for peaceful purposes. The seven members of the ITER Organization are: The European Union (represented by EURATOM), Japan, the People's Republic of China, India, the Republic of Korea, the Russian Federation and the USA. Further information is available on the ITER website: <http://www.iter.org>. The ITER Organization is located in Saint Paul Lez Durance (13115) – France.

The ITER components have started to be delivered to the ITER Site. Some big components named HEL (Highly Exceptional Loads) need to be stored directly onsite protected against the main environmental condition to cope with risk of damage or loss. To address these storage demands, a contract is to be put in place with a qualified Contractor in order to construct a shelter on the ITER Site at short notice. The aim of this shelter is to house large components in storage.

1.2 Purpose

The purpose of this Technical Specification is:

- To provide the technical requirements for the supply and installation of the shelter to be erected at the ITER Site;
- To provide the Contractor background information that is necessary to commence, carry out and complete the projects on the ITER Site, e.g. the ITER Site conditions;
- To specify applicable norms and regulations that the Contractor shall have to respect in order to meet the project performance requirements of the ITER Organization.

2 Scope

The scope of this contract is to design, supply, install and then dismantle a covered shelter named B73.5 to be constructed on the north east side of an existing storage building named B73.1 within the ITER. The shelter shall be designed to be usable for at least 5 years.

3 Time for completion

The exact Time for Completion of the Works is specified in the Contract.

Below, the tentative schedule expected:

- T0 (September),
- T0+2 weeks: design validated,
- T0+8 weeks (November): shelter construction,
- T0+12weeks (December): end of the works

4 Acronyms and Definitions

The following acronyms may be found in this document:

PPSPS:	Individual Health Protection and Safety Plan (from French : Plan Particular de Sécurité et de Protection de la Santé)
PRE:	Environmental Requirements
PTW:	Permit to Work
IPEG	ITER platform earthing gird
NC	Non-Conformance
NF DTU	French Norm – French Building Code
DN	French: <i>Diamètre nominal (intérieur)</i> / Nominal diameter (always interior)
PW	Potable Water
RW	Raw Water
TPC	Tube de protection des cables, / English: duct to protect cable,
RFI	Request for Information
PIC	Protection Important Class
PIA	Protection Important Activity
EIC	Environmental Important Component
Site	Places provided by the ITER Organization where the Works are to be executed, and any other places specified in the contract as forming part of the Site
LOTO	Lockout / Tag out permit
PF/EP	Permis de fouille / Excavation permit
Works	The work and design to be performed by the Contractor including temporary work and any variation
GNT	Grave non traitée/ Non treated gravelled
DICT	Déclaration d'Intention de Commencement de Travaux
TE	Température Electrique – electrical temperature
TF	Température Fuel – Diesel temperature

5 Reference documents

- [1] Basic view of the expected shelter works
- [2] Chemical product management procedure, (ITER_D_W6EREY)
- [3] CAD instructions for companies, (ITER_D_9PNNM4)
- [4] Permit to Work Procedure, (ITER_D_UBET39)
- [5] Access procedure, (ITER_D_6Z6SN9)
- [6] Internal Regulations, (ITER_D_27WDZW)
- [7] PGCSPS Volume 1 – Health and Safety General Coordination Plan for the construction of ITER Project,(ITER_D_T6V4RP)
- [8] Alert procedure, (ITER_D_7LB8NY)
- [9] Environmental Management Plan, (ITER_D_97W4PN)

- [10] Environmental requirements, (ITER_D_97WRFP)
- [11] COORDINATION DRAWING – Temporary Networks Approximate Layout
- [12] In-Cash Procurement Technical and Management Documentation Exchange and Storage Procedure, (ITER_D_G8UMB3)
- [13] ITER Policy on Safety, Security and Environment Protection Management, ref. (ITER_D_43UJN7)
- [14] Housekeeping instruction, (ITER_D_XJKR3R)
- [15] ICPE pre-screening memorandum, (ITER_D_XJ8K6C)
- [16] Environmental Respect Plan, English template, (ITER_D_9FUP5C)
- [17] Daughter PTW procedure for IO Areas under CNST/SIM coordination (ITER_D_2BW3ZV)
- [18] Lifting Instruction (ITER_D_YJ9MBD)
- [19] Work at Height Instruction (ITER_D_Y5X8R7)
- [20] Asbuilt for B73 platform
- [21] Asbuilt of B73.1 building
- [22] ITER Procurement Quality Requirements (ITER_D_22MFG4)
- [23] Procedure for management of Nonconformity (ITER_D_22F53X)
- [24] Procedure for the management of Deviation request (ITER_D_2LZJHB)
- [25] Quality Classification Determination (ITER_D_24VQES)
- [26] Requirements for Producing Quality Plan (ITER_D_22MFMW)

6 Work Description

6.1 Location

The working area is located on the South East side of the ITER site on the area 73.

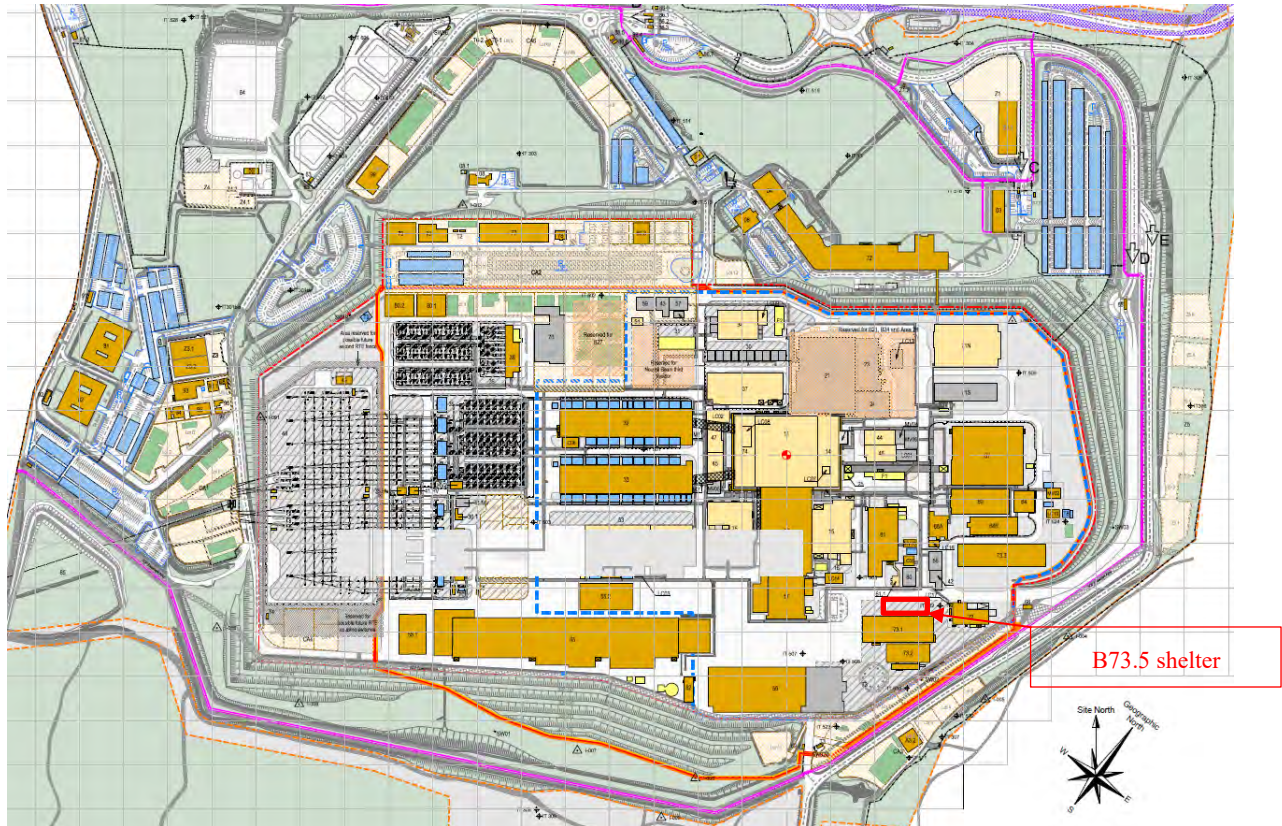


Figure 1 – Location of the works

6.2 Introduction

The Contractor shall install a shelter which shall meet the following minimum requirements:

- Weather tight roof and sides to protect the ITER components in storage against the main climatic risk;
- Compliant with the relevant safety and health regulations applicable in France and Europe;
- The building shall be designed for life of 5 years and to withstand the local climatic conditions e.g. snow and wind; and, according to the Eurocodes 0, 1, 3 and 8;
- The shelter shall be adjoined to the B73.1 north façade.

The Contractor shall take into account that the shelter need to be constructed at short notice (less than 3 months). The warehouse dimension shall be: 14m wide, 45m long and 7m high (free clearance) – refer to the drawing in [1].

The Contractor shall design and built the appropriate foundation (reinforced concrete mandatory) associated to the anchoring solutions for the storage shelter, according to the ground conditions, in this case: non reinforced concrete slab (laydown area: road type). Appropriate sealing shall be

installed between the walls and the ground; and, between the existing building 73.1 and the new shelter in order to avoid any water ingress.

The Contractor is fully responsible for the design, manufacturing, delivery, installation, commissioning and dismantling of the shelter, including but not limited to:

- Any necessary investigation of ground conditions;
- Assessment of the suitability of access to the location of the storage facility to be constructed;
- Any administrative formality to enter and work at the ITER Site as described in the reference documents;
- The supply of all shelter components and all necessary tools and equipment for the installation and commissioning.

6.3 Size of the building

The following size of shelter is expected to be constructed at the ITER Site:

Shelter	B73.5
Minimum usable height (m)	7m
Width usable (m)	14m
Length usable (m)	45 m long
Surface	630m ² – usable surface

The warehouses shall have free spans, i.e. without intermediate columns inside the building. The main structure of the building shall be incombustible, fire class A1 and galvanized.

6.4 Roof

To improve the thermal insulation and avoid condensation, a double-roof structure must be used. If the Contractor chooses a fabric roof solution, then the following minimum specific requirements must be met:

- The external skin of the roof shall be made of PVC coated 100% anti-UV polyester fabric with the unit weight of minimum 620g/m², and the flame retardant should be M2 French standard;
- The internal skin of the roof shall be made of PVC coated 100% polyester fabric with the unit weight of minimum 400g/m², and the flame retardant should be M2 French standard.

The roof's air amplifiers shall be connect to the existing B73.1 electrical network – refer to the as built documentation given in attachment [21]. The contractors is responsible for the design, build and commissioning of the entire power line from the B73.1 existing electrical cabinet including: new breaker, wires, routing (cable trays, penetration) and associated documents.

Another type of roof can be proposed, if the contractor can proof that its solution is suitable and avoid condensation with a minimal thermal insulation.

The Contractor shall managed the interface with the existing B73.1 north wall to create a proper waterproofing in between the B73.5 roof and the B73.1 roof. The B73.1 pluvial down shall be integrated to the design and the water shall be redirected to not be released inside the B73.5 envelop. The existing downpipes shall be removed and the rain gutter reworked.

6.5 Closure of the South long side

The north long side wall of the shelter shall be closed with a simple skin cladding, galvanized type, to prevent water ingress by this side. The colour shall be similar the cladding panel of the B73.1.

The material chosen to close the wall shall be sufficiently resistant to withstand the climatic conditions of the ITER site.

Due to the shape of the area 73 platform, the contractor shall propose a robust waterproofing system at the interface between the North wall and the platform. In any case, the waterproofing system shall be inserted in the platform structure, and, not only laid on the surface.

6.6 Closure of the East and West sides

The East and West side of the shelter shall be closed with a sliding flex strip curtains on the full width of the façade and granting a minimum free usable height of 7m. The upper parts of the gables (pinion) shall be closed with the same cladding than for the long sides – refer to the above chapter 6.5. The purpose of these side closures is to protect the storage against the direct rain and the main wind.

The flex strip curtain shall meet the requirements listed below:

- PVC flex strip of 4mm minimum, width of the strip: 400mm, transparent, UV resistant and operation temperature range: -15°C to 40°C,
- The overlapping of strips shall be 100% (3/3),
- The strips shall be easy removable and replaceable (débrochable type),
- The opening shall be sliding type: 50% to the right and 50% to the left, category: industrial intensive use,
- All the frame and sliding system shall be in galvanized steel adapted to external use,
- The sliding movement shall be initiated with robust lines operable by pedestrian worker;
- Sliding curtain foot print on floor shall be marked with yellow & black strips of 50cm width minimum.

The contractor is allowed to propose a similar solution granting similar protection than above.

The components will enter and exit by the opened west and east sides – refer to the blue strips of the below figure 2.

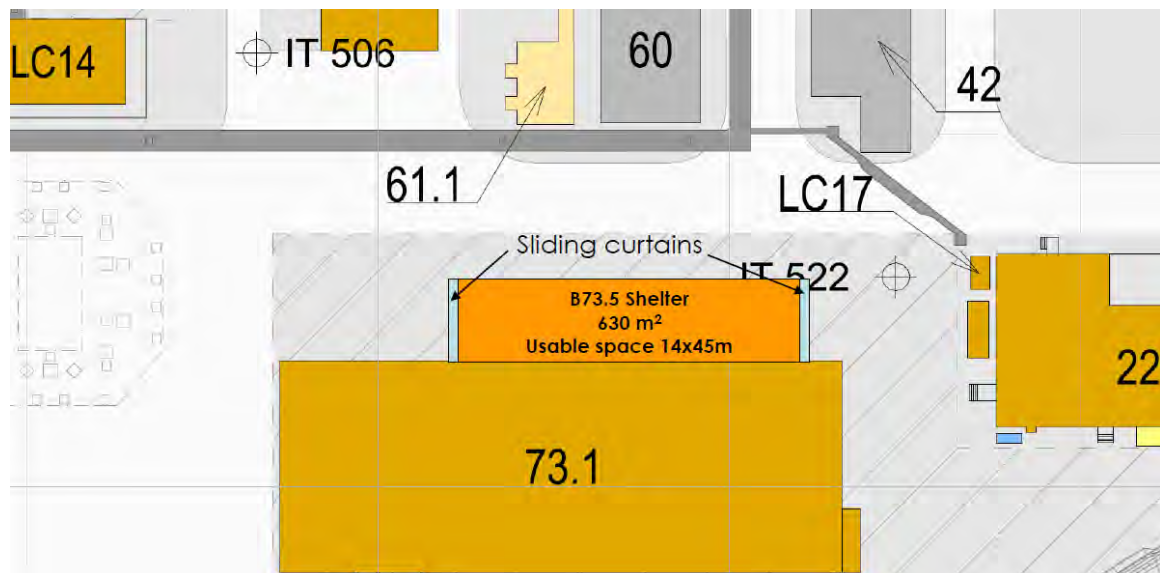


Figure 2 – Sketch of the building arrangement

6.7 Shelter rain gutter

The warehouse is to be equipped with rain gutters with downpipes on the North lateral sides to effectively evacuate the rain water from the warehouse roof. The dimension of the gutters should be designed taking into account the local weather conditions.

To evacuate the rainwater of the North lateral side, the downpipes on the lateral sides will be collected by a main pipe and directed to the west end side of the storage facility. The aim is to avoid the releasing of rain water on the north façade– refer to [11].

6.8 Foundation and Anchoring

The contractor is responsible to design and built the anchoring system for the shelter associated by taking into account:

- Existing networks in the area – refer to [11],
- Existing B73.1 and it anchoring system – refer to [21],
- Existing platform – refer to [20],
- Existing B73.1 pedestrian doors – refer to [21],

The current pavement structure is composed of: 0,18m of BC5 + 0,18m GC3 executed on PF3 treated backfilling- refer to the attachment [20] and the figure 3 below.

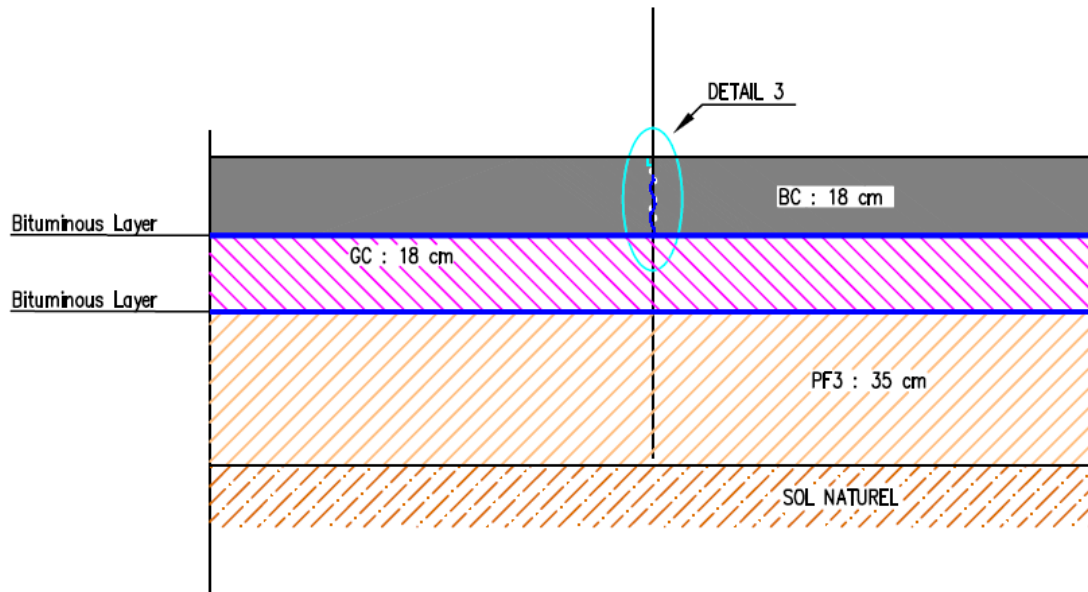


Figure 3 – Typical cross section of the Area 73 structure

It is proposed for this project to anchor the B73.5 building directly in the existing platform structure, and, so, to use the same system than B73.1 - refer to the attachment [21].

In any case, during the execution of the foundations, the Contractor shall be responsible for implementation of all the necessary measures to:

- a) Ensure the stability of the embankments.
- b) Prevent any settlement or collapse on the existing structures and utilities.
- c) Reinforce the existing structures if and where necessary (including during the temporary works stage).
- d) Manage the evacuation of rain water using a dedicated temporary network - it shall composed of a pump and settlement tank.
- e) Keep a safe access for pedestrian and vehicles at all times.
- f) Implement a proper fencing off for the working area / excavation zone in accordance to the progress and the risk related to the Works.

Any ground movement linked with the excavations and modelling of the existing platform shall remain within the Site boundaries. The surplus materials shall be evacuated by the Contractor from the ITER site to a dedicated deposit area.

The cleaning of roads around the Site shall be at the expense of the Contractor based on the weather conditions, the roads cleanliness and the frequency of their use. During dry periods, the Contractor shall implement the measures to limit the spreading of dust from the Site.

Nota: If the contractor is using the existing B73.1 structure, it shall be fully justified with detailed calculation note demonstrating the absence of impact on the existing and not creating weak point.

6.9 Electricity inside the building

The contractor shall installed the following electrical devices in the new shelter connected to the existing B73.1 electrical cabinet – refer to as built documentation of B73.1 [21]:

- Electrical protection level IP 65 for electric devices;
- Two electrical sockets 2P+T 16A on the south side, 1 breaker for two sockets, (exact position to be decided at design phase by the IO);
- One electrical socket 3P+N+E 32A shall be installed on the south side of the warehouse building;
- Terra Neutral Separate (TN-S) type of electrical earthing system shall be implemented on each structure of the warehouse. An equipotential bonding shall be done by the Contractor;

During the warehouse design phase, the Contractor shall provide the updated calculation note (in Caneco and pdf versions) of the electrical equipment in the warehouse.

The Contractor shall be responsible for the design and installation of the power distribution system outside and inside the warehouse.

The Contractor shall make sure the electrical installations are compliant with applicable norms (NF C15-100 in particular) in order to facilitate the statutory inspection, which is part of the Contractor's scope before commissioning of the warehouse (the report shall be free from comments from the third party).

The new shelter shall be connected to the existing earthing loop of the existing building 73.1. The contractor shall implement of bare copper cable in the periphery of the building.

For information, the existing B73.1 building is already interconnected with the ITER Site earthing grid (in reference [11]) in order to reduce potential difference between the structures to values to which equipment can withstand. IPEG is being sized according to IEEE80.

6.10 Lighting

The contractor shall install in the shelter, a lighting system supply by a new dedicated electrical lines connected to existing B73.1 electrical cabinet and the lights shall meet the listed requirements:

- There shall be 100 lux at one meter from the ground;
- LED Colour shall be of natural 4000;
- LED lifetime shall be minimum 50,000 hours;
- The protection level shall be IP 65;
- The installation shall be CE marked;
- The system shall be piloted by an astronomical clock installed in the existing electrical cabinet of B73.1 combined with sensors at each entrances to switch on the lights only if there is a presence during the night.

6.11 Security camera system extension

The Contractor is install additional new cameras connected in the existing IT cabinet of B73.1 east, PoE RJ45 slots are available – refer to the below figure 4.

The Contractor shall design and implement a security camera control system in the building & surrounding, as follows:

- i. Security cameras shall control the main building accesses and surrounding, as follow – refer to the below figure 5:
 - a. Two (2) AXIS P1465-LE camera, external type, installed on the building 73.5, at 7m height, on the North east corner;
 - b. One (1) AXIS P1465-LE camera, external type, installed in the new building 73.4, at 7.5m height minimum, to check the interior,
 - c. One (1) existing AXIS PoE camera, installed currently on the North B73.1 façade shall be relocated at 7m height, on the North west corner of B73.5;
- ii. Design, procurement and installation of the necessary wires (shielded cable type) to interconnect all security camera control system.
- iii. Installation and connections of all the cameras with the necessary supports and memory cards,
- iv. Setting and configuration of all the cameras with the IO support,
- v. Furniture of the necessary Licences XProtect Corporate Device License (DL);
- vi. Furniture of the Contrat Cares Plus 3 years;
- vii. Test and commissioning of the global system with the support of the IO;
- viii. Provide of all the documentations related to this system.




Figure 4 – Pictures of the existing B73.1 IT cabinet to connect cameras

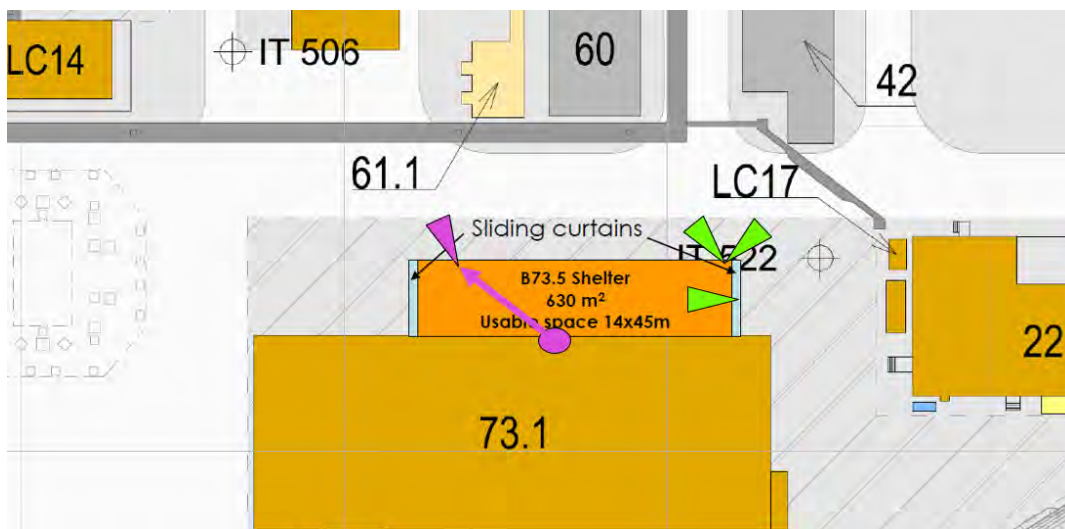


Figure 5 – Expected position of the cameras

6.12 Fire protection

The Contractor shall define the type, number and location of the fire extinguishers according to APSAD R4 regulations. Provision and installation of the fire extinguishers shall be the scope of the Contractor.

The signalization panel of each fire extinguisher shall be fluorescent. All fire extinguishers shall be equipped with the identification plates providing the key details (unique ID number, type, size and date of fabrication as a minimum).

6.13 Fire detection system

The contractor shall design, supply and install fire detection as follows:

- Open the existing fire detection loop to extend it into the B73.1 shelter,
- Pull necessary cables (CR1-C1 9/10e) to connect the new element,
- Install two manual triggers at the South East corner of the building, visible from outside and protected from direct rain with signalization panel to indicate its position. The manual trigger shall have a protective plastic window and shall be IP66.
- Perform necessary software programming update to integrate the new element in the IO fire detection loop, Visiodef supervision setting, and Fire detection drawing updated,

All devices shall be connected to IO Fire detection system (DEF system).

6.14 External pluvial management on the North side

In addition than the waterproofing system, the contractor shall install a continuous pluvial gutter all along the future North façade of the building and connected on the west side to the existing slot concrete gutter. The Contractor shall avoid to pollute the existing slot gutter when performing the connection.

Gutter system requirements – refer to figure 6 below:

- i. Proper removal of the non-reinforced concrete on the footprint of the gutter;
- ii. Installation following supplier recommendation of approx. 46ml of gutter with iron cast/ galvanized steel or INOX gird with a B125 class. The internal width of the gutter shall be 100mm with a limited depth of 60mm. The grouting of the gutter shall be done using appropriate product validated by the IO prior its use,
- iii. Installation of D125 iron cast pipe to interconnect the new gutter and the existing slot concrete gutter. Backfilling of the pipe using concrete to allow heavy circulation on the top.

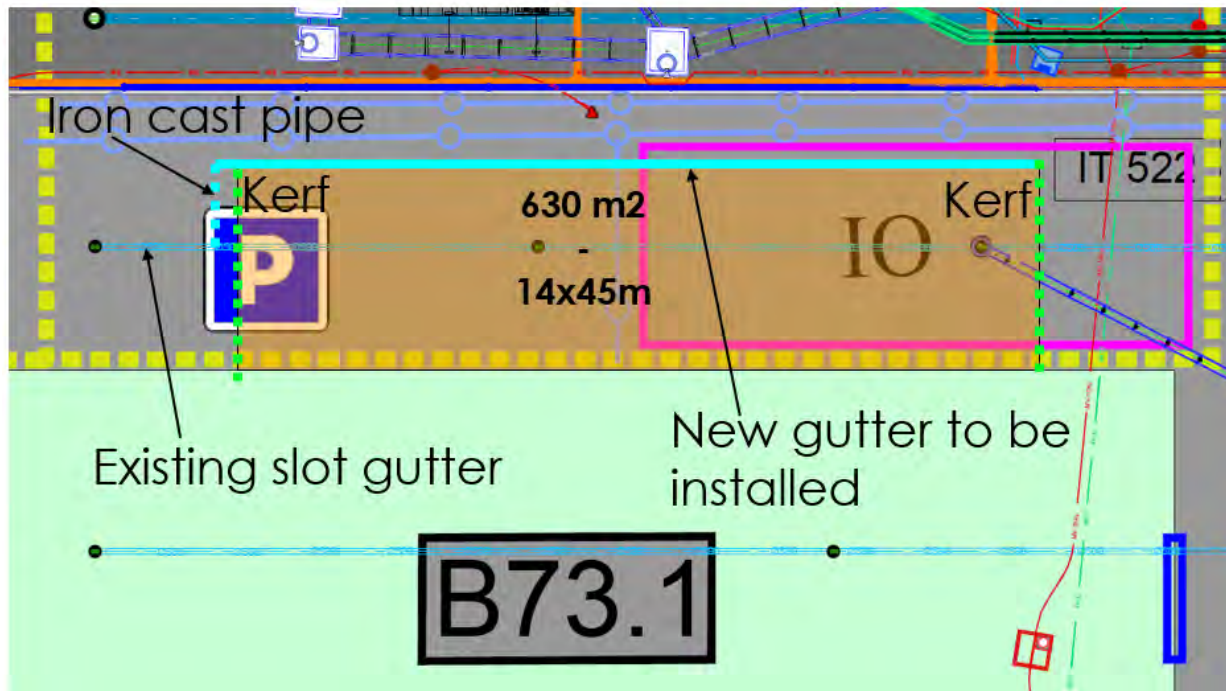


Figure 6 – Schema of the gutter system to be installed

In addition, on the full width of the openings (West and East), concrete kerfs shall be performed to direct the water to the existing slot gutters, characteristics: width 5cm, depth: 3cm.

7 Site constrains

7.1 Site data

7.1.1 Geotechnical data

The soil characteristics of the area can be found in the as-built documentation, in reference document [20].

If another geotechnical mission is necessary, the Contractor shall implement this during the design phase at its expense to justify its hypothesis and to ensure the stability of the storage facility structure.

7.1.2 Existing buried networks

Existing buried networks in the area of the works are shown on reference document [11].

The Contractor shall ensure that the existing buried networks are not altered or damaged by the Works.

7.1.3 Necessary information

The Contractor shall be deemed to have obtained all necessary information as to risks, contingencies and other circumstances which may influence or affect the works. To the same extent, the Contractor shall be deemed to have inspected and examined the site, its surroundings, the above data and other available information, and to have been satisfied as to all relevant matters including (without limitation):

- The form and nature of the Site, including sub-surface conditions;

- The hydrological and climatic conditions;
- The extent and nature of the work and goods necessary for the execution and completion of the Works and the remedying of any defects;
- The laws, procedures and labour practices in France.

7.2 Electricity provision

The Contractor will be authorised to utilise the low voltage electrical network for the installation and commissioning of the warehouse at ITER's expense. However, in the case it is not feasible for the IO to provide the power supply; the Contractor will be required to provide its own power generator. In the case the IO can provide an electrical connection to a nearby transformer, the temporary electrical worksite installation shall be foreseen in the scope of the Contractor. The IO will notify the Contractor about the electricity provision at the design phase. Same goes for the supply of raw water.

7.3 Interfaces

The worksite of the storage area is surrounded by different areas with important constraints:

- The South side of area is directly the south façade of the B73.1 used for the storage of all the main big equipment related to the ITER Tokamak complex construction. A particular coordination will be necessary to manage the coactivity in this area and the works should be phased to allow the works of both contractors. Particular safety and coordination constraints could be asked of the Contractor;
- The North side of the shelter area is the main worksite road, so, the impact to this area shall be reduced as much as possible. The closure of this road can only be envisaged in exceptional cases and for very short durations. In case of necessity, the circulation could be done by half way and controlled with the following safety requirements such as traffic lights and strong signalization,
- The West side is one of the common worksite parking. The impact there can be possible and will be discussed in coordination meeting.
- The East side is the access to the delivery door of B73.1 east building for storage. The impact there can be possible and will be discussed in coordination meeting.

A coordination meeting is to be held on a weekly basis to adapt the contractor's works to the site constraints.

Nonetheless, due to the constraints listed above, the Contractor shall forecast as much as possible to erect the storage area within the storage facility footprint with a methodology minimizing the impacts on surrounding areas. All these points shall be considered in the proposal of the Contractor.

During the works, the main storage/working area shall be on the south side of the future warehouse.

Any impact on a surrounding area shall be addressed as soon as possible and shall be validated by the Health & Safety Coordinator and the coordinator responsible of the area.

Particular conditions could be requested, such as working outside of normal working hours or during the weekend.

7.4 Installation

The Contractor is fully responsible for the design, manufacturing, delivery, installation and commissioning of the warehouse, including but not limited to:

- Any necessary investigation of ground conditions (Geographical survey for the altimetry and network measures, Altimetry correction of the warehouse depending on the slope, tensile stretch test is asked at minimum);
- Assessment of the suitability of access to the location of the warehouse to be constructed and preparation of the works area (mobile worksite fence and mobile traffic light to ensure the safety and security of the worksite are in the scope of the Contractor);
- Any administrative formality to enter and work on the ITER Site,
- The supply of all the warehouse components and all necessary tools and equipment for the installation and taking over.
- Any container or temporary office to allow the workers to gather, drink and study the layouts of the structure, as well as chemical toilets. Potable water provision is also in the scope of the Contractor. The IO will provide access to sanitary block with shower and toilets but no lockers and the access to the worksite cantine which is at 10 minutes walking from the warehouse worksite.

8 General conditions and requirements

8.1 Applicable codes and standards

The Contractor shall comply with French design and construction standards or with European design and construction standards if such European standards exist and they are broadly equivalent to the French standards.

Unified Technical Documents (DTUs) and NF DTU specifications and calculation rules shall be considered as industry practice and are applicable to the Contract.

In case the Contractor's manufacturing process is not compliant with the DTU specifications, it shall provide a European (or French) technical assessment from EOTA (or CSTB).

The Contractor shall comply with the machinery directive 2006/42/CE. The equipment, when required, shall be CE marked.

For all products and materials subject to quality standards, the Contractor must only use products and materials that comply with said standards and be able to present evidence of compliance on ITER Organization request.

8.2 Coordination of the works

Coordination meetings shall be held at the ITER Site on a weekly basis, at which the Contractor, the ITER Organization and the Health & Safety Coordinator shall be represented.

At the meeting, the Contractor shall present a report showing its current and foreseen activities (with 2-week look-ahead) versus the current Schedule of Works. The Contractor shall record the minutes of the meeting and distribute them to all Parties who attended the meeting within 2 working days following the meeting.

8.3 Site facilities, cleaning and maintenance of the site

The Contractor shall provide its own temporary site facilities in conformity with the decree of January 8th, 1965, modified by the decree n°95608 of May 6th, 1995.

The Contractor shall secure the Site with a perimeter fence.

The Contractor shall establish a point of contact within his organisation that shall be available 24/7 (including weekends, bank holidays and site closure days) to deal with any incidents concerning the Contractor's Site in a fast and effective manner. The Contractor shall provide the ITER Organization with the direct contact details of this person and/or an on-call duty telephone number.

The temporary site facilities shall be located in the area close to the working area. In the case where the Contractor plans to connect its facilities to the existing networks, it shall be responsible for all necessary studies and works to implement these connections. The Contractor shall install relevant meters to ensure accurate monitoring of the consumptions. The ITER Organization shall not provide waste and wastewater connections to the Site. The Contractor shall be able to present the regulatory control reports of its premises without observation.

The roads and the areas around the worksite footprint shall be maintained in a constant state of cleanliness. The Contractor will take all necessary measures (scrubber, scraper, sweeper, karcher...). Should any said cleaning fail to be performed, it shall be done by a third party at the expense of the Contractor.

The Contractor shall be in charge to ensure:

- The permanent site clean and tidiness sustainability pavement used and rehabilitation of the site after work and dismantling of facilities;
- Removal, as and when they are produced, of the improper cuttings, rubble, demolition products, packaging, etc., produced by itself or by its subContractors;
- The cleaning of its Works and existing structures damaged by its work (cleaning or restoration with appropriate products) during the works period;
- Thorough general cleaning prior to Taking-Over.

The Contractor shall, prior to Taking-Over by the ITER Organization, ensure that all the Contractor's temporary facilities and plant are removed from the Site.

8.4 Protection of existing facilities

The Contractor shall ensure that existing facilities are not damaged by the Contractor while executing the Works and that suitable protection is put in place when working in the vicinity of existing facilities.

In case of any damages to the existing facilities and/or third party assets caused by the Works execution, the Contractor shall cover the cost of the remedial works.

8.5 Health and safety requirements

The Contractor shall respect the French Labour Code and apply the nine general safety principles listed in article L4121-2 thereof.

The Contractor shall also comply with the following documents and all proceedings arising therefrom:

- Internal Regulations [6];
- General health and safety coordination plan (PGC SPS) Vol. 1 - IO&F4E [7];
- Housekeeping Instruction [14];

- Lifting Instruction [18];
- Work at Height Instruction [19];

The ITER Organization has placed a contract to provide the services of a Health and Safety Protection Coordinator (HSPC) during the construction works. This contract is under the authority of the ITER Safety Department. The HSPC is mandatory for construction projects performed under the French Decree 94-1159. The HSPC defines the health & safety rules applicable on the site, reviews the specific health and safety plans (PPSPS) and co-ordinates activities from a health & safety perspective.

The Contractor's work will be subject to regular inspections by the HSPC and/or the ITER Safety Representative to ensure compliance with the health & safety practices, including but not limited to working at heights, housekeeping and storage of hazardous materials.

The Contractor and its subContractors shall establish a specific health and safety plan (PPSPS) using the ITER template (in French) and transmit it to the HSPC at least 15 working days (8 working days for subContractors) prior to the start of the Works.

Prior to the start of the on-site works, the HSPC performs a Common Inspection with the Contractor and its subContractors, in accordance with R4532-13 and R4532-14 of the French Labour Code.

All the Contractor and subContractor staff must follow a newcomer's safety training within 6 working days after the issuance of a permanent access badge. It does not relieve the Contractor of its responsibilities with regards to the training of its staff for their work stations and the general safety rules in accordance with articles L4141-1 and following of the French Labour Code.

The Contractor shall pay specific attention to the safe and respectful behaviour of its on-site personnel. This includes supplying and wearing of appropriate personal protective equipment. In case the works involve the use of chemical products, the Contractor shall comply with the Chemical product management procedure [2] and fill in a chemical product acceptance form.

8.6 Nuclear Safety - Environmental protection

ITER is a basic nuclear facility (in French: "Installation Nucléaire de Base") identified in France by the number INB-174 and subject to the French Order of 7 February 2012 relating to the general technical regulations applicable to basic nuclear facilities.

For these activities, the Contractor shall comply with environmental protection requirements and procedures applicable at the ITER Site, as described in [9] and [10].

The Contractor shall ensure that these activities are carried out by Suitably Qualified and Experienced Persons. For this purpose, the Contractor makes the necessary provisions for training in order to maintain the required skills and qualifications for its staff and, whenever necessary, to develop them, and – in case these activities are carried out by sub-Contractors – ensures that its sub-Contractors make analogue provisions for their own staff.

Furthermore, the ITER Policy on Safety, Security and Environment Protection Management – refer to [13], presenting the strategical objectives of the ITER Organization for protecting the interests mentioned under Article L593-1 of the French Environmental Code, must be circulated, known, understood and applied by all staff of the Contractor and cascaded down in the managerial lines of the Contractor and its sub-Contractors.

An Environmental Respect Plan (PRE) shall be produced using the ITER template [16] and provided by the Contractor at a minimum of ten (10) working days prior to the start of the on-site Work.

The Contractor shall submit a monthly environmental report, at the latest, on the 5th day of each month forming part of the monthly report, containing the information for the previous month.

8.7 Access to the site

Access to the ITER Site is subject to entrance and exit control measures as defined in the ITER Site access Procedure [5]. The Contractor shall manage his accesses using HELIOS system in a timely manner.

Regular access hours for the ITER construction site are from 5:30 to 22:30 (Monday to Saturday).

Access to the ITER Site outside regular access hours shall be possible for specific activities.

Specific controls are applied to personnel entering the site. For security purposes, access may be refused or withdrawn for any worker without justification.

8.8 Permit To Work

Prior to the start of any Works on the ITER Site, a Permit To Work must be obtained in accordance with the Permit To Work Procedure [4].

8.9 Language

All communication with the ITER Organization shall be in the English language.

The Contractor shall ensure that there is at least one person present on the construction site at all times capable of communicating in English.

8.10 Quality Assurance

The Contractor shall have an ITER approved Quality Assurance (QA) Program or an ISO 9001 accredited quality system.

The general requirements are detailed in ITER Procurement Quality Requirements - refer to [20].

The Contractor shall obtain written agreement from the IO to any modifications to the design, scope and/or the requirements described in this specification. Deviations and non-conformities shall be processed in accordance with Procedure for management of Nonconformities – refer to [22] and Procedure for the management of Deviation Request – refer to [23]. The Contractor shall commit to process non-conformities reports (NCR) and associated remedial and corrective actions expeditiously. The list of the NCRs and the deviation requests (DRs) shall be included in the monthly report issued by the Contractor – refer to Section 9.5.3.

The project will be realised under Quality Class 4 as described in Quality_Classification_Determination_ - refer to [24].

9 Contractor Deliverables

9.1 List of planned document deliverables

At the start of the contract, a list of planned document deliverables shall be established between the ITER Organization and the Contractor. For this purpose, at the latest 2 weeks after the signature of the contract, the Contractor shall submit a draft list of deliverables and their planned issue date using the ITER template.

9.2 Document and data exchange

All deliverables (except drawings and diagrams in PDF format) shall be transmitted through the ITER Document Exchange Area in IDM.

Drawings and diagrams in PDF and native format shall be exchanged too.

9.3 Document format

All deliverables shall be provided in electronic format (PDF and native file) through IDM or SMDD.

The as-built file shall also be provided on CD-ROM or USB key and in paper format (3 copies). Drawings shall comply with reference document [\[15\]](#).

PDF documents shall have text recognition and include bookmarks.

All drawings produced by the Contractor shall comply with the CAD instructions for companies [\[3\]](#).

All documents shall be provided in English, unless stated otherwise in this document. The ITER Organization shall provide the Contractor with the AutoCAD files of the up to date version of [\[12\]](#) which on completion of the Works shall be updated by the Contractor accordingly.

9.4 Document review and approval

The Contractor shall allow for a review period by the ITER Organization of 20 working days. The review period shall start after the upload and the Contractor's signature of the document in IDM.

In case the ITER Organization disapproves the document or requests a revision, the Contractor shall update and resubmit the deliverable within 10 working days, taking into account the comments issued by the ITER Organization.

9.5 Preliminary list of deliverables

9.5.1 *Pre-design stage*

The Contractor shall provide the following documents prior to the start of the design works:

- Operational flow chart;
- Environmental Respect Plan (refer to [\[10\]](#));
- The documentation schedule;
- Detailed Schedule of Works;
- Quality plan;
- List of subcontractor(s), if any;
- Independent checkers for the regulatory check,

9.5.2 *Preliminary design stage*

The Contractor shall provide the following documents prior to the start of the Works (design phase):

- Safety Plan (PPSPS) for the Contractor and each sub-contractor(s) - submitted to the ITER Organization no later than 8 working days prior to the Works commencement;
- Access requests for personnel – submitted to the ITER Organization minimum 8 working days prior to the Works commencement;
- Permit to Work Request including all the construction documentation - submitted to the ITER Organization no later than eight (8) working days prior to the Works commencement;
- Test study reports;
- Control plan;
- Design report / technical specification for all Works;
- Preliminary design drawing for the civil works and structural works;

The construction work shall not start before the above documents have been approved by the ITER Organization.

9.5.3 *Construction design and works*

The Contractor shall provide the following documents during the execution of the construction works:

- Detailed Schedule of Works – updated accordingly to the Works progress on a monthly basis;
- Approved construction design drawings;
- Documentation defining the materials used and origin and justification of their characteristics;
- Results of control tests performed by the Contractor during the execution of the work;
- Reports of tests (external body) and approvals;
- Statements relating to the hold points for control by the ITER Organization;
- Non-Conformance Reports (NCR) register and status - to be updated and issued on a monthly basis;
- Request for Information (RFI) reports register and status - to be updated and issued on a monthly basis;
- Monthly progress reports;
- All required documents concerned with the Contractor Quality Plan and Safety Plan or the environmental specifications of the ITER Organization or necessary to the traceability of the work.

Works construction without ITER Organization approval or in the absence of approved documents and samples shall be sanctioned by a stop work order until the situation has been rectified. All consequences of the work stoppage shall be borne by the Contractor.

A Monthly Report shall be submitted by the Contractor for acceptance by the ITER Organization five (5) working days after the end of each calendar month.

The Monthly Report shall contain:

- A narrative description of activities that have taken place over the period including photographic evidence of the progress of the Works;
- An update of the Schedule of Works (refer to Section 7.11.3 below) showing actual progress against planned progress;

- In the case where the Works are not progressing in accordance with the Schedule of Work, the report shall contain a detailed explanation of how the Contractor intends to recover the Schedule;
- A list and status of all RFI's submitted by the Contractor;
- A list and status of all Deviation Requests submitted by the Contractor;
- A list and status of all NCRs affecting the Works;
- A list and status of all ITER Organization requested Variations to the Works;
- A list of health and safety statistics;
- A number of worked hours on the Site;
- All accidents (including environmental issues / observation sheets) occurring on the Site (or elsewhere if connected to the Project);
- The number of accidents with lost working days;
- The number of lost working days per accident;
- A brief report of the causes of accidents or incidents as well as the corrective measures implemented following the accidents or incidents;
- An assessment of the training and safety awareness courses carried out during the month;
- Total number of workers curves as well as the number of hours worked per week;
- A list of environmental statistics including:
 - electricity consumption,
 - potable water consumption,
 - raw water consumption,
 - fuel consumption,
 - quantities of waste generated, distinguishing between hazardous waste, non-hazardous waste, inert waste, concrete laitance and the overall percentage of recycled waste.

9.5.4 *As-built file*

After the execution of the Works, and prior to Taking-Over, a complete as-built file shall be provided by the Contractor, including:

- Detailed as-built drawings taking into account any change implemented during construction. The plans shall be revised as a final "as-built" version;
- Final design calculations;
- Register of all NCRs and RFIs reports raised during the execution of the contract (including the reports);
- Results and statements of the tests on site;
- Final topographic surveys, with DWG versions and statements of the Works carried out;
- Auto control tests showing the results of the control tests performed by the Contractor during the execution of the Works;
- Commissioning report showing the results of the control tests performed by the Contractor during the execution of the work;
- Worksite pictures folder documenting the as-built status of the Contractor deliverables.

The documents listed above shall be formally submitted to and approved by the ITER Organization. The Contractor shall allow for a review period by the ITER Organization of 10 working days.

9.5.5 *Number and format*

All deliverables shall be provided in electronic format (PDF and native file) through IDM.

Drawings shall comply with reference document.

All documents shall be provided in English, unless stated otherwise in this document.

10 Taking-over

The Works shall be taken over by the ITER Organization when they have been completed in accordance with the contract, except for any minor outstanding work and defects which will not substantially affect the use of the Works for their intended purpose.

The Works shall not be considered as to be completed for the purposes of taking-over until the as-built documents have been provided by the Contractor.