

— Insert

Insert →



Pop-Up ITER Paper Craft



ITER Japan
Domestic Agency

Name	
Grade	Class

Construction on ITER is progressing in southern France,
on a vast 180-hectare piece of land.
www.fusion.qst.go.jp/ITER/english
@iterjapan, @iterjapan, @iterjapan_qst
National Institutes for
Quantum Science and Technology
Fusion Energy Directorate
Naka Fusion Institute




Caution!!
You will need a utility knife
for this project. Always use
under adult supervision.

Tools


- Utility knife
- Cutting mat
- Ruler
- Dried-up ballpoint pen
(or object with pointed tip)

How to make:

- (1) Use the ruler as a straight edge along the cutting lines and make incisions using the utility knife.
- (2) make sharp creases along the fold lines with the tip of the dry ballpoint pen, to make them easy to fold.
- (3) Fold all the mountain folds and valley folds until the card looks like Picture ①.
- (4) Insert the tab into the slit like Picture ①.



From its folded position,



Open it up...



ITER appears!




You can customize it by adding a calendar, etc.



- Cutting line
- - - Mountain fold
- - - Valley fold

ITER
30 meters



The ITER Project is a global research project aimed at creating a sun on earth. ITER is being built and researched in France, with the hope of gaining a new energy source for future mankind.